

















# Lache Community Centre Survey

## 1. Page 1

1. If you use the centre, how often do you visit ? (please select one)				
Answer Choices			Response Percent	Response Total
1	Daily		1.23%	1
2	At least weekly		39.51%	32
3	At least monthly		8.64%	7
4	Occasionally/Yearly		29.63%	24
5	Rarely /Never (go to question 3)		20.99%	17
			answered	81
			skipped	1

2. What facilities do you and your household currently use (select all that apply)				
Answer Choices			Response Percent	Response Total
1	Adult activity		27.54%	19
2	Café / catch up		15.94%	11
3	Family activity / event		24.64%	17
4	Gym		17.39%	12
5	Laundry		10.14%	7
6	Meetings		36.23%	25
7	Pre-school activity		11.59%	8
8	Private hire		21.74%	15
9	Support group e.g. food bank, counselling		17.39%	12
10	Youth activity		15.94%	11
11	Other (please specify):		15.94%	11
			answered	69
			skipped	13

### 3. What are the reasons for you rarely or never using the centre?

Answer Choices		Response Percent	Response Total
1	Open-Ended Question	100.00%	53
		answered	53
		skipped	29




### 4. What do you like or dislike about the centre currently?

Answer Choices		Response Percent	Response Total
1	Open-Ended Question	100.00%	73
		answered	73
		skipped	9

### 5. And what would encourage you to use the centre more in the future?

Answer Choices		Response Percent	Response Total
1	Open-Ended Question	100.00%	68
		answered	68
		skipped	14




### 6. The Council are considering introducing a dedicated youth space for 11-18 year olds at the centre. Would you be supportive of this idea?

Answer Choices		Response Percent	Response Total
1	Yes 	76.54%	62
2	No 	6.17%	5
3	Don't Know 	17.28%	14
		answered	81
		skipped	1




### 7. Would you or your household use a dedicated youth area (age 11-18 ) if this was included in the centre?

Answer Choices		Response Percent	Response Total
----------------	--	------------------	----------------








**7. Would you or your household use a dedicated youth area (age 11-18 ) if this was included in the centre?**

1	Yes		41.03%	32
2	No		51.28%	40
3	Don't Know		7.69%	6
			answered	78
			skipped	4


**8. The gym is currently underutilised. The council could consider including a health, well-being and fitness space to be used for group classes and / or individual hire, do you think this is a good idea?**

Answer Choices			Response Percent	Response Total
1	Yes		90.00%	72
2	No		1.25%	1
3	Don't Know		8.75%	7
			answered	80
			skipped	2



**9. What health, well-being and fitness activities/facilities would you use if offered? (select all that apply)**

Answer Choices			Response Percent	Response Total
1	Fitness classes		75.34%	55
2	Health talks / workshops		32.88%	24
3	Meditation		38.36%	28
4	Personal trainer		41.10%	30
5	Pilates		35.62%	26
6	Yoga		42.47%	31
7	Other (please specify):		34.25%	25
			answered	73
			skipped	9













**10. If other services could be brought into the centre in a dedicated part of the building and managed by an organisation other than the council e.g. running of the café – would this appeal to you?**

Answer Choices			Response Percent	Response Total
1	Yes		78.75%	63

**10. If other services could be brought into the centre in a dedicated part of the building and managed by an organisation other than the council e.g. running of the café – would this appeal to you?**

2	No		6.25%	5
3	Don't Know		15.00%	12
			answered	80
			skipped	2






**11. Which of these facilities/services would you or your household personally use if available (select all that apply)**

Answer Choices			Response Percent	Response Total
1	Adult activity groups / sessions e.g. gardening group, computer group, bingo, ballroom dancing etc		60.53%	46
2	Adult education e.g. art/craft, basic maths skills etc		46.05%	35
3	Café / informal meeting space		61.84%	47
4	Food bank		23.68%	18
5	Fitness / Wellbeing		78.95%	60
6	Laundry (self-service)		21.05%	16
7	Meetings rooms for hire		26.32%	20
8	Pre-school activity, playgroups		18.42%	14
9	Private hire / parties / events		39.47%	30
10	Workspace with wi-fi (free)		36.84%	28
11	Youth area (11-18 years)		32.89%	25
12	Other (please specify):		10.53%	8
			answered	76
			skipped	6

**12. Do you have any other comments about the community centre or its facilities?**

Answer Choices			Response Percent	Response Total
1	Open-Ended Question		100.00%	38
			answered	38
			skipped	44



## 2. About You

13. Are you responding as...? (select all that apply)				
Answer Choices			Response Percent	Response Total
1	A local resident		88.75%	71
2	A local business		2.50%	2
3	An employee of Cheshire West and Chester Council		3.75%	3
4	An elected Member of Cheshire West and Chester Council		0.00%	0
5	An elected Town or Parish Councillor in Cheshire West and Chester		0.00%	0
6	A member of a voluntary or community organisation		12.50%	10
7	Other (please specify):		5.00%	4
			answered	80
			skipped	2







14. If you are responding on behalf of a group, organisation or club, please state the name and postcode in the box below. (You do not need to complete the rest of the About You section).				
Answer Choices			Response Percent	Response Total
1	Open-Ended Question		100.00%	9
			answered	9
			skipped	73

15. Please tell us your postcode. (This information will only be used to understand where responses have come from and how views differ. No information will be released that would allow the identification of you as an individual or household).				
Answer Choices			Response Percent	Response Total
1	Open-Ended Question		100.00%	75
			answered	75
			skipped	7




### 16. Are you...?

Answer Choices			Response Percent	Response Total
1	Male		20.25%	16
2	Female		79.75%	63
3	Prefer not to say		0.00%	0
4	Prefer own term (please state)		0.00%	0
			answered	79
			skipped	3







### 17. Which age group do you belong to? (Please note that if you are aged under 16 you need the permission of a parent, guardian or teacher to take part in this survey). Under 16 (please provide the name or email address of your parent/guardian/teacher below)

Answer Choices			Response Percent	Response Total
1	Under 16		0.00%	0
2	16 - 24		0.00%	0
3	25 - 34		8.64%	7
4	35 - 44		29.63%	24
5	45 - 54		16.05%	13
6	55 - 64		22.22%	18
7	65+		22.22%	18
8	Name / e-mail address if under 16		1.23%	1
			answered	81
			skipped	1

### 18. Do you have a long-term illness, health issue or disability that limits your daily activities or the work you can do? (Please select one option only).

Answer Choices			Response Percent	Response Total
1	Yes		30.86%	25
2	No		61.73%	50
3	Prefer not to say		7.41%	6
			answered	81
			skipped	1

19. If you have answered "yes", please indicate which of the following applies to you. (Please select all that apply).

Answer Choices		Response Percent	Response Total
1	Physical impairment that causes mobility issues, e.g. wheelchair user		32.14% 9
2	Visual impairment		0.00% 0
3	Hearing impairment		7.14% 2
4	Learning disability or difficulty		7.14% 2
5	Mental health issue		35.71% 10
6	Longstanding illness or health condition		46.43% 13
7	Other (please specify):		14.29% 4
		answered	28
		skipped	54

20. Would you like to receive updates on the Lache Ward Action Plan? , if so please give us your name and e-mail.

Answer Choices		Response Percent	Response Total
1	Open-Ended Question		100.00% 36
		answered	36
		skipped	46